

FAST LUBE TIRE SERVICE LIFTS

LM8000P

STAN DESIGN

www.standesigninc.com

HIGH PERFORMANCE TIRE SERVICE LIFTS

8,000 Lb. Capacities

30" Lift height

Two independant platforms

electronically controlled

Multi-level locking system



Surface mount

Low drive over only 4.5"

Or Flush Mount


(866) 782-6529

TIRE ROTATION WITH THE

LM8000P

LM8000P

shown with truck & suv adapters



Features:

- 8,000 lb cap & 4 position lock with air release.
- 30" Lift height 26" for Flush Mount
- Dual hydraulic cylinders with full equalization (no pit obstructions)
- Diamond plate approach ramps



Dimensions

Podium style control panel

Up & Down controls

Emergency stop

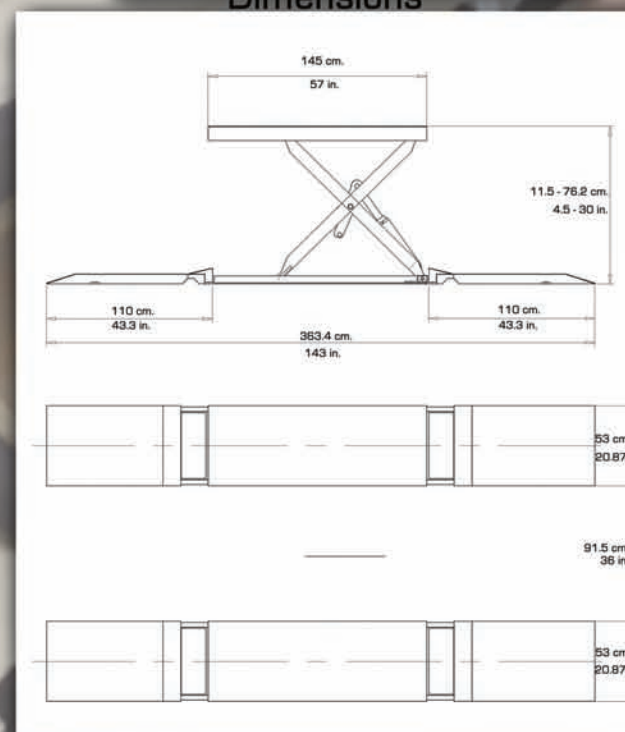

Key lock entry

Lowering alarm for added safety

Power Switch



new 2 stage ramp for lowered vehicles



Advanced Hydraulics

Dual hydraulics

Electronic equalization & Hydraulic safety

Optical sensors back-up

4 position lock with air release

Power: 208-220v 1 Phase

(866) 782-6529